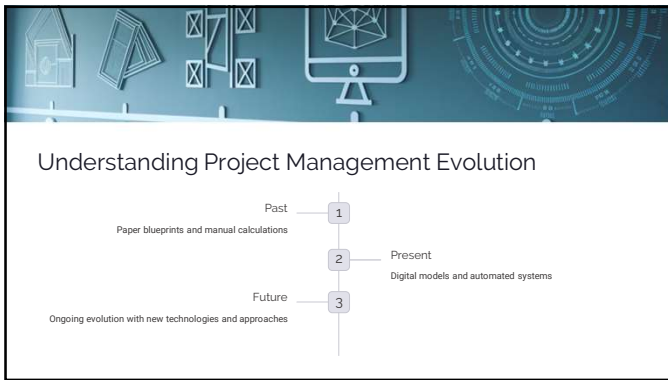


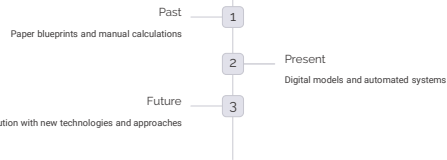
Strategic Construction Project Management

Welcome to our exploration of Strategic Construction Project Management. We'll examine how technical knowledge, leadership skills, and strategic thinking work together to create successful project outcomes.

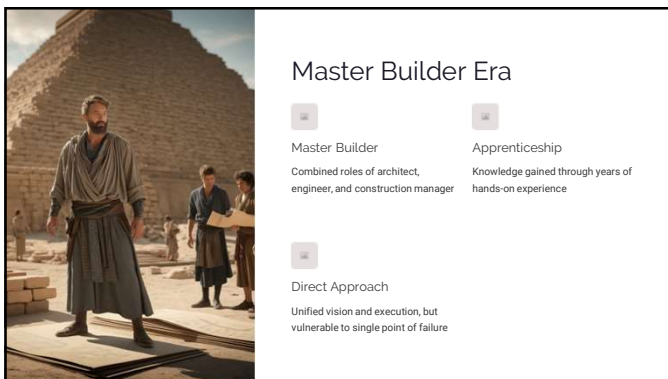
1






Understanding Project Management Evolution



2



Master Builder Era

-  Master Builder
Combined roles of architect, engineer, and construction manager
-  Apprenticeship
Knowledge gained through years of hands-on experience
-  Direct Approach
Unified vision and execution, but vulnerable to single point of failure

3

Renaissance Transformation

1

2

3

Specialization


Clear separation between design and construction roles

Innovation

New tools like detailed drawings and scale models

Coordination

Need for managing different specialists and their expertise



4

Industrial Revolution Impact

Mass Production

Standardization made construction faster and more predictable

Scientific Management


Frederick Taylor's principles influenced task breakdown and performance measurement

New Materials


Steel and concrete created new possibilities and management challenges

Gantt Chart


Henry Gantt's visual scheduling tool revolutionized project planning



5




Modern Project Management




Integration

Complex, interconnected systems replace simple linear processes



Technology

Digital tools like BIM revolutionize visualization and problem-solving



Human Element

Emphasis on effective leadership and team collaboration

6

Copyright 2025 ~ FM College Inc. - All Rights

2

Strategic Project Elements

Strategy
Align with business goals


1

2

3

Value
Optimize stakeholder benefits

Vision
Focus on sustainable growth



7

Core Project Components

1

2

3

4

Scope
Defines project boundaries and deliverables

Time
Schedule management and timeline control

Cost
Budget planning and financial oversight

Quality
Ensuring standards and specifications are met

8

Resource Management Fundamentals

Budget Control
Tracking costs and forecasting future needs

Human Resources
Ensuring the right skills at the right time

Equipment and Materials
Efficient allocation and management of physical resources

9

Quality Assurance Framework

1

Standards

Establishing clear quality benchmarks

2

Proactive Process

Building quality into every stage

3


Inspections

Regular checks to prevent and catch issues early

4

Documentation

Tracking and verifying quality measures



10

Risk Management Approach

Identification

Spotting potential risks before they become problems

1

2

Assessment

Evaluating likelihood and potential impact

3

Mitigation

Developing strategies to handle risks


4

Monitoring

Ongoing tracking and adjustment of risk factors


11

Communication Strategies




Clear Channels

Establishing formal and informal communication paths



Regular Meetings

Maintaining information flow through structured gatherings




Documentation

Recording key decisions and agreements

12

Copyright 2025 ~ FM College Inc. - All Rights

4



Project Planning Process


Clear Objectives
Defining success criteria and project goals

Detailed Roadmap
Breaking down the project into manageable pieces

Team Collaboration
Involving different perspectives in planning

Flexibility
Building adaptability into plans

13



Project Execution Fundamentals

Monitoring Progress
Constant tracking of project status

Communication
Keeping information flowing in all directions

Flexibility
Adapting to challenges while maintaining focus

Team Support
Motivating and enabling the project team

14

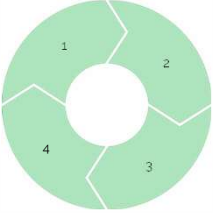
Change Management Process

Evaluation
Assessing impact on schedule, cost, and quality

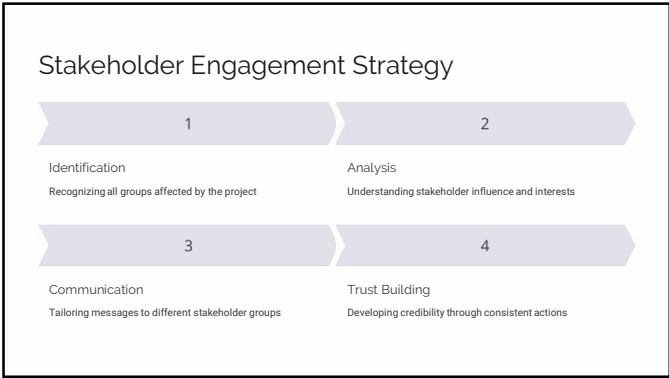
Approval
Formal process for reviewing and accepting changes

Implementation
Executing approved changes effectively

Documentation
Recording all changes and their impacts



15



16

Modern Project Challenges

- 1 Increasing Complexity
Managing more systems and interconnections in modern buildings
- 2 Global Teams
Coordinating across time zones and cultures
- 3 Rapid Technological Change
Keeping up with new tools and methods
- 4 Supply Chain Vulnerability
Managing risks in complex, global supply networks

17

Technology Integration

BIM
Revolutionizing project planning and coordination

Data Analytics
Turning project data into actionable insights

Mobile Technology
Enhancing field operations and real-time reporting

18

Sustainability Requirements

Environmental Impact

Reduce resource consumption

1

2

3

4

Social Sustainability

Create lasting community value

Holistic Approach

Integrate sustainability throughout

Energy Efficiency

Lower energy use



19

Safety Management Framework

1

2

3

4

Prevention

Proactive systems to identify and control hazards

Shared Responsibility

Fostering a culture where safety is everyone's job

Training


Ongoing education on hazards and safe practices

Regular Meetings

Maintaining focus on safety through consistent communication


20

Cost Control Methods




Real-time Tracking

Using modern tools to monitor costs daily




Proper Coding

Ensuring accurate allocation of all expenses

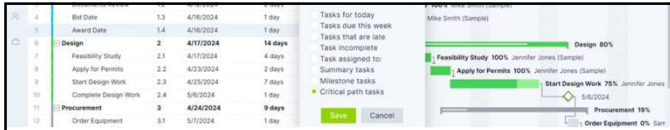


Forecasting

Predicting future costs based on current trends



21



Schedule Management Techniques

1

Critical Path Analysis

Identifying activities that directly affect project completion

2

Milestone Tracking

Using key checkpoints to measure progress

3

Regular Updates

Keeping the schedule current with real-time data

4

Proactive Adjustments

Taking action before small delays become big problems

22

Team Leadership Principles



Trust Building

Consistent actions and follow-through on commitments



Open Communication

Creating an environment where people speak up



Strength Utilization

Putting team members in positions to succeed



Team Spirit

Fostering a sense of shared purpose and achievement

23



Quality Control Systems

Clear Standards

Defining what good work looks like for everyone

Regular Inspections

Building quality checks into daily operations

Preventive Approach

Catching and addressing issues early

Documentation

Maintaining records of all quality-related activities

24



Contract Management Basics

- 1**
Clear Terms
 Ensuring all parties understand their obligations
- 2**
Vendor Performance
 Monitoring and addressing issues promptly
- 3**
Regular Reviews
 Meeting with key vendors to discuss performance
- 4**
Documentation
 Keeping records current and comprehensive

25

Document Control Practices

Accurate Records
 Maintaining a comprehensive project memory system

Version Control
 Managing changes and ensuring current document use

Accessibility
 Providing easy access to necessary information

Security
 Protecting sensitive project data

26



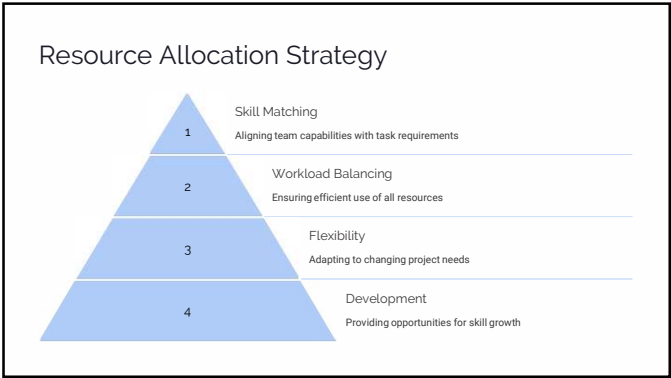
Progress Monitoring Methods


Performance Metrics
 Tracking key indicators of project health


Reporting Systems
 Establishing clear, efficient information flow


Trend Analysis
 Identifying patterns to predict future performance

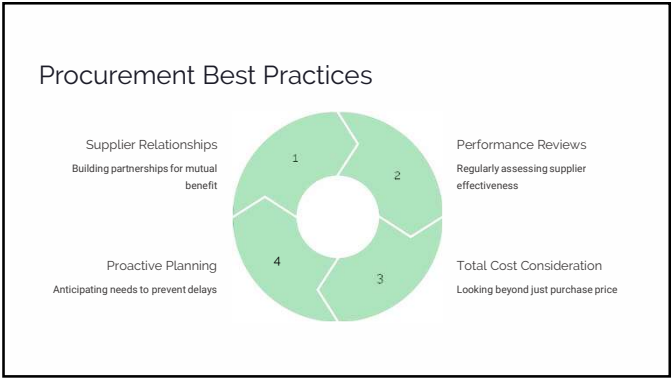
27



28



29



30

Technology Implementation

1

Needs Analysis
Matching tools to project requirements

2

Pilot Testing
Starting small to refine implementation

3

Training
Providing comprehensive support for users

4

Ongoing Support
Maintaining effectiveness through continuous assistance



31


Project Closeout Process

Lessons Learned
Capturing insights for future projects

Documentation
Completing all necessary paperwork

Knowledge Transfer
Ensuring operations teams understand systems

Final Inspections
Verifying all work meets requirements



32

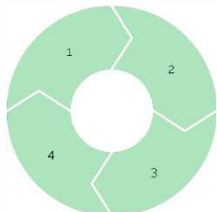
Environmental Compliance Management

Regulatory Tracking
Staying current with changing environmental rules

Continuous Improvement
Updating practices to enhance environmental performance

Systematic Monitoring
Regularly checking compliance in all areas

Proactive Measures
Addressing issues before they become violations



33

Copyright 2025 ~ FM College Inc. - All Rights

11



Budget Control Systems

- Variance Monitoring**
 Tracking differences between planned and actual costs
- Corrective Actions**
 Implementing measures to address budget issues
- Regular Reviews**
 Conducting frequent budget check-ins
- Forecasting**
 Predicting future financial needs and trends

34

Team Performance Management

Clear Expectations
Defining success criteria for all team members

Recognition
Acknowledging and rewarding good performance

Regular Feedback
Providing timely, actionable performance insights

Development Focus
Supporting skill growth and improvement

35



Conflict Resolution Strategies

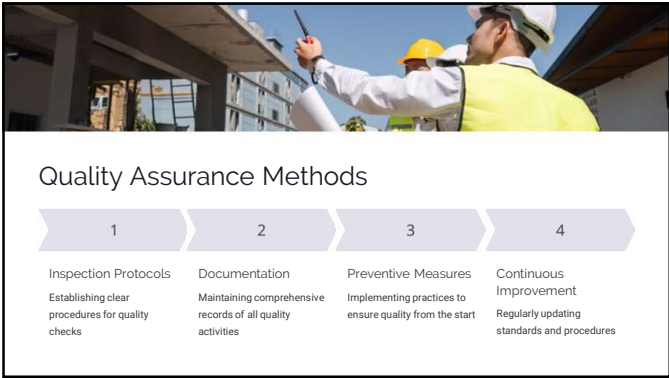
Early Intervention
Addressing issues before they escalate

Active Listening
Understanding all perspectives in a conflict

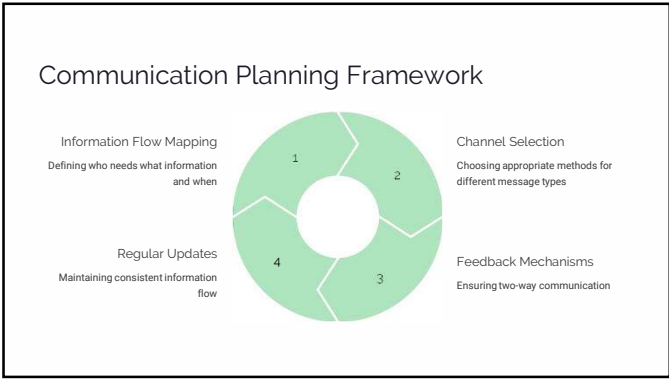
Mediation Skills
Facilitating discussions to find solutions

Documentation
Recording resolutions to prevent future disputes

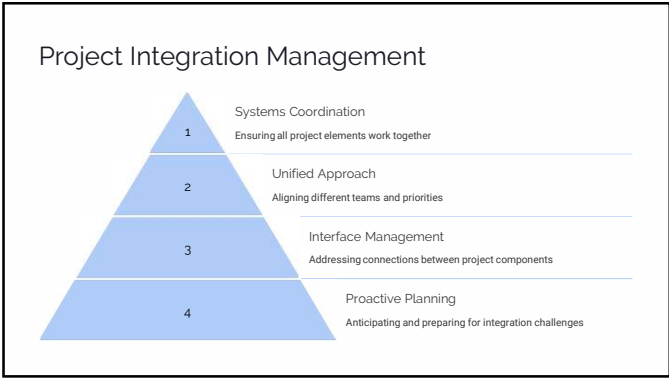
36



37



38



39

Stakeholder Relationship Building

Needs Analysis
Understanding diverse stakeholder priorities

Consistent Performance
Building trust through reliable actions

Regular Engagement
Maintaining open lines of communication

Expectation Management
Clearly communicating project realities



40

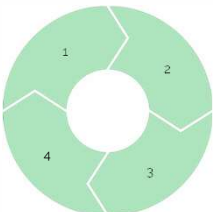
Site Management Principles

Daily Coordination
Managing the dynamic flow of activities


Safety First
Prioritizing safe practices in all operations

Regular Inspections
Maintaining site standards and efficiency

Resource Management
Efficiently allocating materials and equipment



41



Schedule Control Methods

1

Milestone Tracking
Monitoring key project checkpoints

2

Critical Path Management
Focusing on activities that drive project completion

3

Daily Progress Checks
Addressing delays promptly

4

Proactive Planning
Anticipating and preparing for potential delays

42

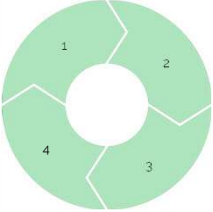


Cost Estimation Techniques

- Historical Data**
 Using past project information for accurate forecasts
- Market Analysis**
 Considering current economic factors
- Contingency Planning**
 Building buffers for unforeseen circumstances
- Detailed Breakdown**
 Analyzing costs at a granular level

43

Change Order Management



Impact Evaluation
 Assessing effects on schedule, cost, and quality

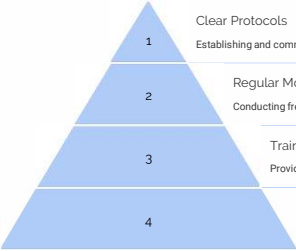
Approval Process
 Following structured review and authorization steps

Documentation
 Maintaining clear records of all changes

Implementation
 Executing approved changes effectively

44

Safety Program Implementation



Clear Protocols
 Establishing and communicating safety rules

Regular Monitoring
 Conducting frequent safety checks

Training
 Providing ongoing safety education

Positive Reinforcement
 Recognizing and rewarding safe practices

45

Quality Control Systems

1

Clear Standards
Defining measurable quality criteria

2

Inspection Procedures
Implementing consistent quality checks

3

Preventive Approach
Focusing on quality from the start

4

Continuous Improvement
Regularly updating quality processes



46

Risk Assessment Methods

Threat Identification
Systematically spotting potential risks

1

2

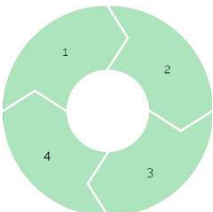
Impact Evaluation
Assessing potential consequences

3

Probability Analysis
Estimating likelihood of risk occurrence

4

Response Planning
Developing strategies for each significant risk



47



Team Development Strategies

Skill Building
Providing targeted training opportunities

Knowledge Sharing
Encouraging exchange of expertise

Personal Growth
Supporting individual career development

Succession Planning
Preparing team members for future roles

48



Project Reporting Systems



Key Metrics
Tracking essential performance indicators



Clear Communication
Presenting information effectively to different audiences



Automation
Streamlining data collection and report generation

49

Technology Integration Strategy

1

Needs Analysis
Identifying specific project technology requirements

2

Tool Selection
Choosing appropriate solutions for project needs

3

Implementation
Rolling out new technologies effectively

4

Continuous Evaluation
Assessing and updating technology use



50

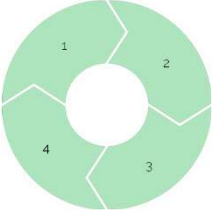
Resource Planning Methods

Skill Matching
Aligning team capabilities with project needs

Equipment Management
Optimizing use of machinery and tools

Material Scheduling
Ensuring timely availability of supplies

Flexibility
Adapting to changing project demands



51

Schedule Recovery Techniques

Delay Analysis

Identifying root causes of schedule slippage

Fast-Tracking

Overlapping activities to save time

Resource Reallocation

Shifting teams to critical activities

Scope Adjustment

Modifying project elements to meet deadlines

52

Contract Administration Principles

1

2

3

4

Compliance Monitoring

Ensuring all parties meet contractual obligations

Change Documentation

Recording all contract modifications

Performance Tracking

Measuring adherence to contract terms

Relationship Management

Maintaining professional interactions with all parties

53

Sustainability Implementation Approach

Green Initiatives

Implementing environmentally friendly practices

Energy Efficiency

Optimizing building systems for reduced consumption

Waste Reduction

Minimizing and recycling construction waste

Sustainable Materials

Choosing eco-friendly building products

54

Project Control Systems

Key Metrics
Monitoring critical project performance indicators

Trend Analysis
Identifying patterns to predict future performance

Corrective Action
Implementing changes based on control data

55

Vendor Management Strategy

Performance Evaluation
Regularly assessing vendor contributions

Communication
Maintaining clear, open dialogue with suppliers

Relationship Building
Fostering long-term, mutually beneficial partnerships

Risk Management
Identifying and mitigating supplier-related risks

56

Information Management Systems

Data Organization
Structuring project information logically

Retrieval Efficiency
Ensuring quick access to needed information

1
2
3
4

Access Control
Managing information security and permissions

Version Control
Tracking document changes and updates

57

Team Coordination Methods

1

Clear Objectives
Aligning team efforts with project goals

2

Regular Meetings
Maintaining consistent communication

3

Collaborative Tools
Utilizing technology for seamless teamwork

4

Conflict Resolution
Addressing issues promptly to maintain harmony

58

Quality Management Process

1

Standards Setting
Defining clear quality expectations

2

Quality Assurance
Implementing processes to meet standards

3

Quality Control
Monitoring and verifying work quality

4

Continuous Improvement
Regularly updating quality processes

59

Risk Mitigation Strategies

Preventive Actions
Implementing measures to avoid risks

Contingency Planning
Preparing responses for potential issues

Risk Transfer
Shifting risk through contracts or insurance

Monitoring and Control
Continuously tracking and managing risks

60

Project Success Factors



Clear Communication
Share information effectively, listen actively, confirm understanding regularly.



Strong Leadership
Set clear direction, build team commitment, make tough decisions.



Systematic Achievement
Plan carefully but flexibly, execute consistently, monitor and adjust regularly.



Regular Success Reviews
Check progress against goals, celebrate achievements, learn from challenges.

61

Strategic Project Management: A Synthesis

Integration
Success hinges on the seamless integration of systems, processes, and people.

Technology as Enabler
Technology empowers human efforts, boosting efficiency and capabilities.

Enduring Fundamentals
Planning, communication, and leadership remain vital to success.

1

2


3

4

5

People Power
Humans are the key to project success, bringing skills, creativity, and drive.

Evolving Landscape
Project management is dynamic, with constant innovation and new challenges.



62
